

LOYBT-TEMP1, LOYBT-TEMP2

Bluetooth® temperature/humidity Sensor

Installation instructions

Instructions de montage

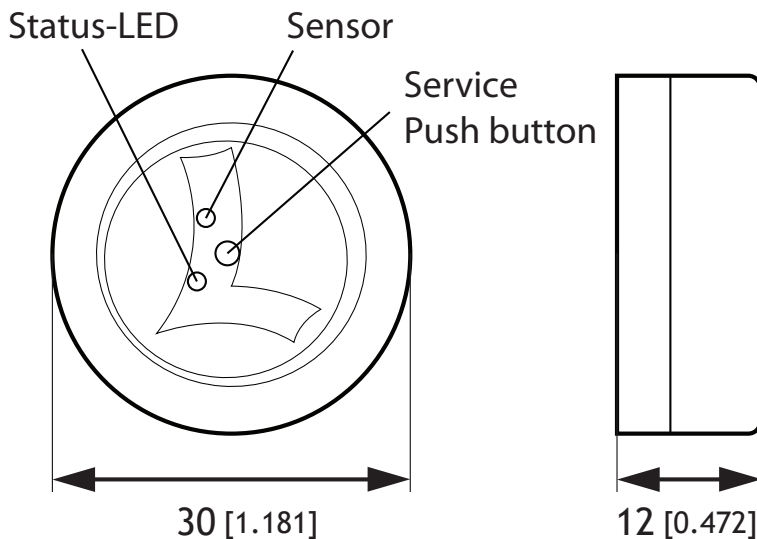

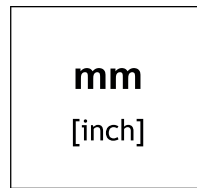
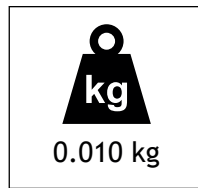
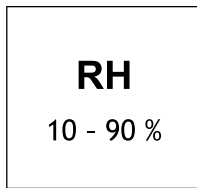
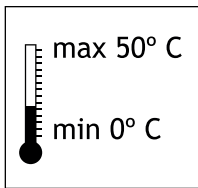
Istruzioni di montaggio

Montageanweisung

Instrucciones de montaje

Montagevoorschrift

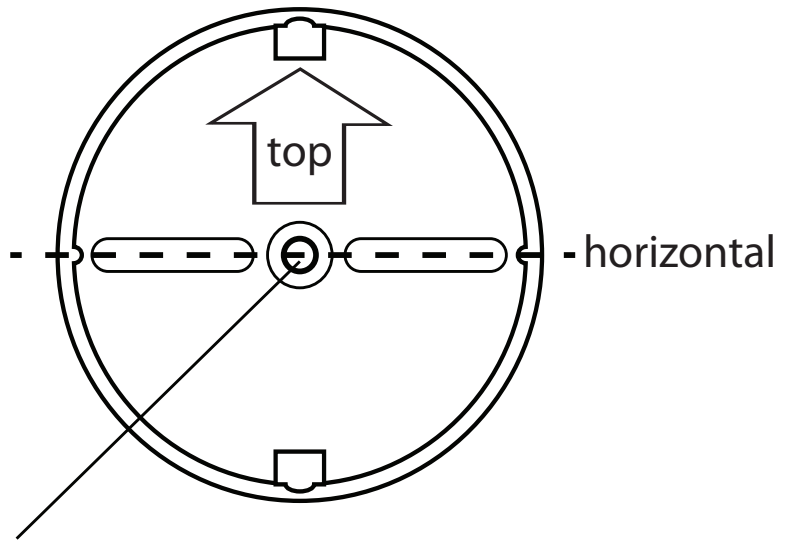
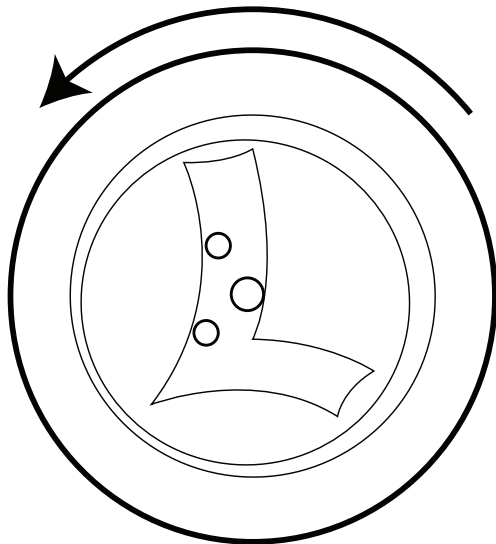
Monteringsanvisning



Status-LED:	
flashes once	<ul style="list-style-type: none">• after power up when provisioned• to acknowledge button press
flashes 3 times	<ul style="list-style-type: none">• after power up when unprovisioned• after factory reset
Service push button:	
short press	<ul style="list-style-type: none">• add device to mesh when unprovisioned• publish sensor data when provisioned
press for 15 seconds	factory reset

U.S. FC Contains FCC ID: H79DFBM-NW726-DTO
E.U. CE
Taiwan 內含藍芽模組 CCAM18LP1230T4
Japan R201-180639

turn left to unlock (~15°)



Mount using hole or adhesive film on back side

+



Insert CR2032 Battery here



Remove battery protection paper before commissioning. Secure case by turning it right.

turn right to lock

