

LTE Interface

LTE-800

Datasheet #89066920



Available from Q3 2019

The LTE Interface expands a LOYTEC device with a wireless mobile connection in the LTE network of a mobile provider. The LTE-800 Interface can be used with L-INX Automation Servers, L-ROC Room Controllers, L-DALI Controllers, L-IOB I/O and LIOB-AIR Controllers, the L-GATE Universal Gateways, L-IP Routers of the series ECTC, NIC709-IP3E100C Remote Network Interfaces, and with L-VIS Touch Panels. The LTE Interface simply needs to be connected to the USB port. Power to the LTE Interface is supplied through the 24 VDC power connector.

The LTE Interface uses the communication standard for LTE, UMTS/HSPA+ and GSM/GPRS/EDGE. It is approved for the regions:

GCF* (Global), Verizon*/AT&T*/FCC*/PTCRB* (North America), CE* (Europe), RCM* (Australia), IC* (Canada), Anatel* (Brazil), IFETEL* (Mexico), CCC* (China), NCC* (Taiwan), KC* (South Korea), JATE*/TELEC* (Japan), NBTC* (Thailand), ICASA* (South Africa), FAC* (Russia)

After attaching an LTE-800 Interface to the USB port of the corresponding LOYTEC device, the LOYTEC device retrieves its IP configuration from the LTE provider. Together with the built-in VPN function, the LOYTEC device connects and can be accessed via the OpenVPN network technology. This ensures a secure communication path through the LTE network. All networking services of the LOYTEC device are available on the LTE interface and protected by the built-in firewall.

The LTE-800 Interface provides for an easy and simple solution to connect remote sites together via a VPN network and expose defined on-site services. Applications include remote management, energy monitoring, site visualization.

SMS transmission directly from the device is also enabled by the LTE-800 interface. Similar to E-Mails, SMS can contain configurable text and variable placeholders that resolve to data point content at the time of transmission. Together with an alarm data point the LTE-800 can be used as an SMS alarm notifier. The transmission of SMS can be limited to burst and long-term transmission rates.

Features

- Configuration through Web interface
- Easy mobile site integration using VPN technology
- OpenVPN compatible
- SMS transmission and alarm notifier
- Supports LTE standards

Specifications

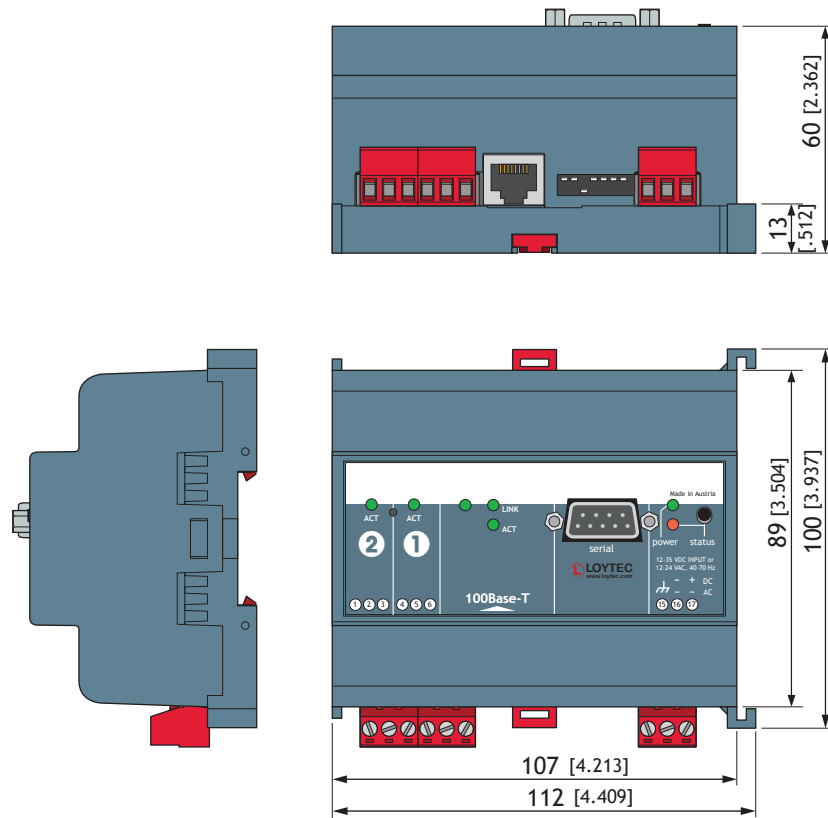
Type	LTE-800
Dimensions (mm)	55 x 100 x 60 (L x W x H), DIM010, LTE Antenna, DIM060
Installation	DIN rail mounting following DIN 43880, top hat rail EN 50022 The external LTE antenna has to be installed outside any metallized enclosure.
Power supply	24 VDC
Operating conditions	0 °C to 50 °C, 10 – 90 % RH, noncondensing, degree of protection: IP40, IP20 (terminals)
Installation	Connected with a standard USB 2.0 cable, max. 5 m
Interfaces	1 x Mini USB 2.0 Type B 1 x Micro SIM 2 x SMA LTE Antenna
Standard	LTE, UMTS/HSPA+ and GSM/GPRS/EDGE
Tools	Configuration via web interface
For use with	L-INX Automation Servers, L-GATE Gateways, L-ROC Room Controllers, L-DALI Controllers, LVIS-3MExx-xx, LIOB-585/586/588/589, LIOB-AIRx, LIP-xECTC, NIC709-IP3E100C

Order number	Product description
LTE-800	USB LTE Interface

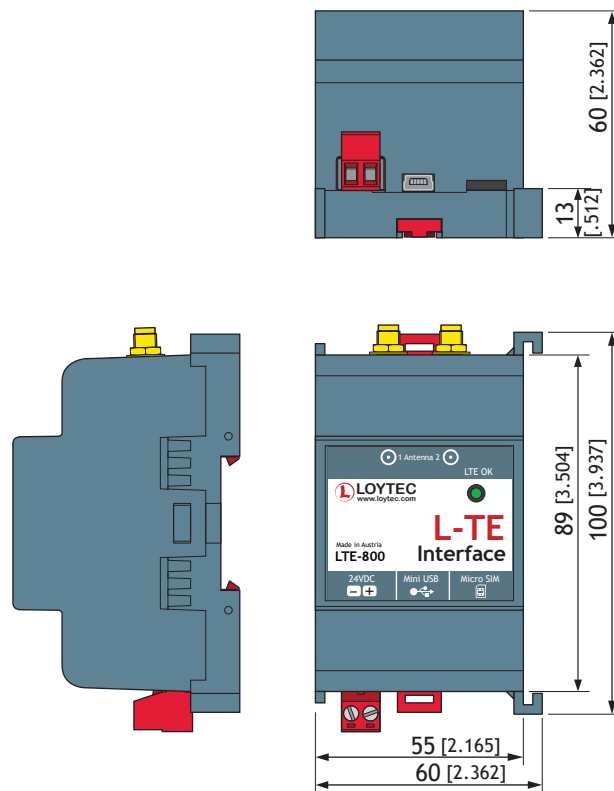
* Under development

Dimensions of the devices in mm and [inch]

DIM009 LIP-33ECRB

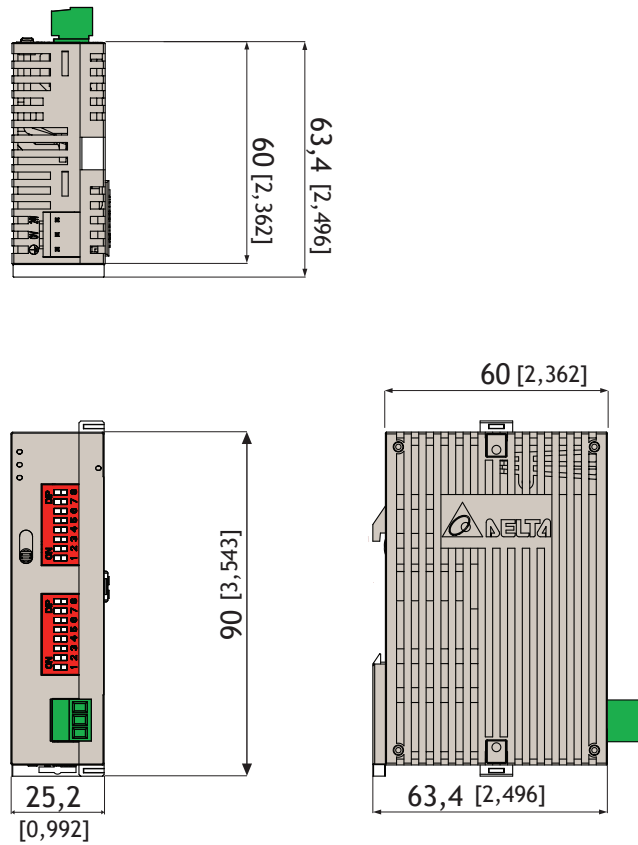


DIM010 LTE-800



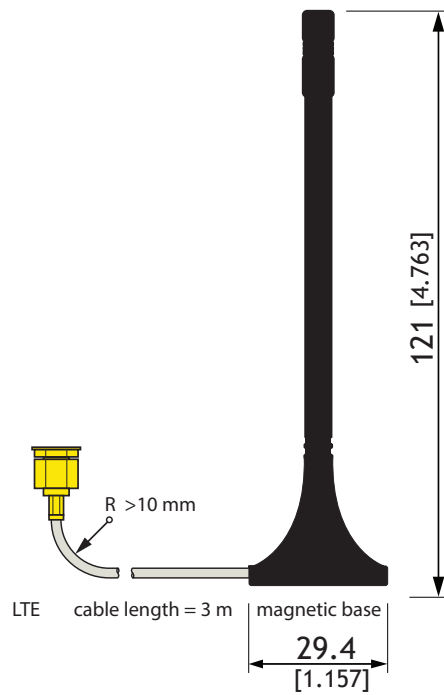
Dimensions of the devices in mm and [inch]

DIM059 RTU-485



SCALE 1:2
10 0 20 40 60 80 100 mm

DIM060 LTE Antenna 700 - 2600 MHz



SCALE 1:2
10 0 20 40 60 80 100 mm