

Datasheet #89046820



SMI is the acronym for Standard Motor Interface. SMI is a bus protocol used to control SMI sunblind motors for shading. Up to 16 motors can be connected to the bus. The L-SMI interface connects an SMI bus to a L-INX, L-ROC, L-GATE or L-DALI controller. Two SMI interface models are available.

The LSMI-800 connects a single SMI channel with up to 16 SMI motors to the EXT port of the L-INX, L-ROC or L-GATE controller. The bus power for the SMI bus is provided by the LSMI-800 interface but it is not galvanically isolated. Only SMI high voltage motors may be connected to the LSMI-800 interface.

The LSMI-804 connects up to four SMI channels with up to 64 SMI motors to the USB port of the L-INX, L-ROC, L-GATE or L-DALI controller. A galvanically isolated bus power for the SMI bus is provided by the LSMI-804 interface. Hence SMI high voltage or SMI low voltage motors may be connected to the LSMI-804 interfaces but high voltage and low voltage motors must not be mixed on one LSMI-804 interface. In addition to the four SMI bus channels, the LSMI-804 offers four relays controlled by the L-INX, L-ROC, L-GATE or L-DALI controller. Each relay can be used to cut power for the SMI motors on one channel if the motors are standing still. Cutting power when the motors are not moving reduces power consumption for SMI sunblind installations by more than 140 kWh per year for every channel.

Features

- SMI Interface for L-INX, L-ROC, L-GATE and L-DALI Controller
- Configuration through web interface
- Calibration of the blind drives via web interface
- Up to 16 blind drives per SMI port
- Supports Standard Motor Interface, SMI bus systems according to Standard Motor Interface e.V. www.standard-motor-interface.com
- Easy device replacement

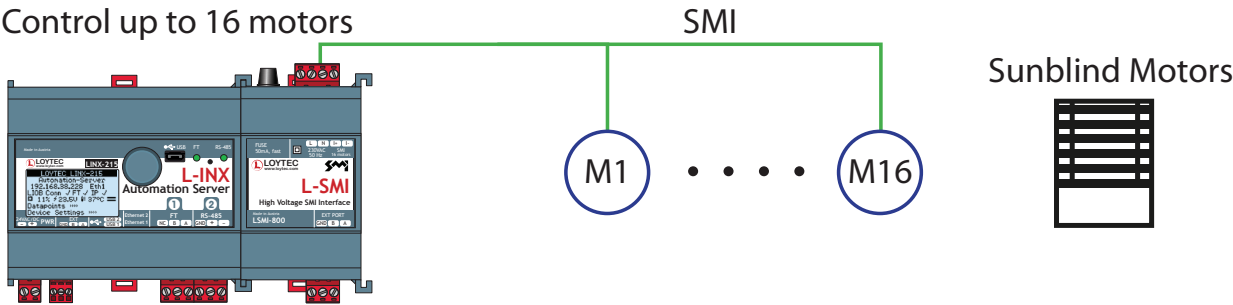
Specifications

Type	LSMI-800	LSMI-804
Dimensions (mm)	55 x 100 x 60 (L x W x H), DIM033	107 x 100 x 60 (L x W x H), DIM034
Installation	DIN rail mounting following DIN 43880, top hat rail EN 50022	
Power supply	230 VAC, 50 Hz, max 2 W	85-240 VAC, 50/60 Hz, max 2 W
Operating conditions	0 °C to 50 °C, 10–90 % RH, noncondensing, degree of protection: IP40, IP20 (terminals)	
Installation	Connected with a 3-wire cable, max. 1 m	Connected with a standard USB 2.0 cable, max. 1 m
Interfaces	1 x EXT 1 x SMI (Standard Motor Interface)	1 x Mini USB 2.0 Type B 4 x SMI (Standard Motor Interface)
Digital Output (DO)	-	4 x Relay, 10 A
Tools	Configuration via web interface	
For use with	L-INX Automation Servers, L-ROC Room Controllers, L-GATE Gateways and L-DALI Controllers	
Order number	Product description	
LSMI-800	Standard Motor Interface for 16 motors via EXT port	
LSMI-804	Standard Motor Interface for 64 motors, 4 SMI channels via USB	

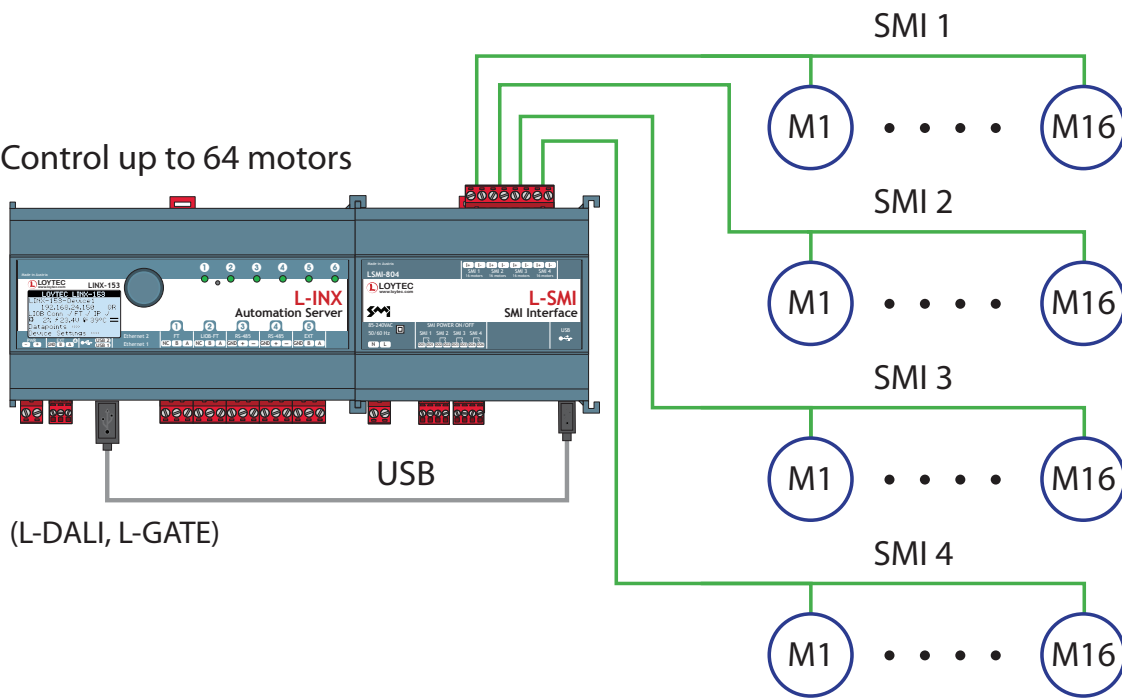
L-SMI Standard Motor Interface

LSMI-800, LSMI-804

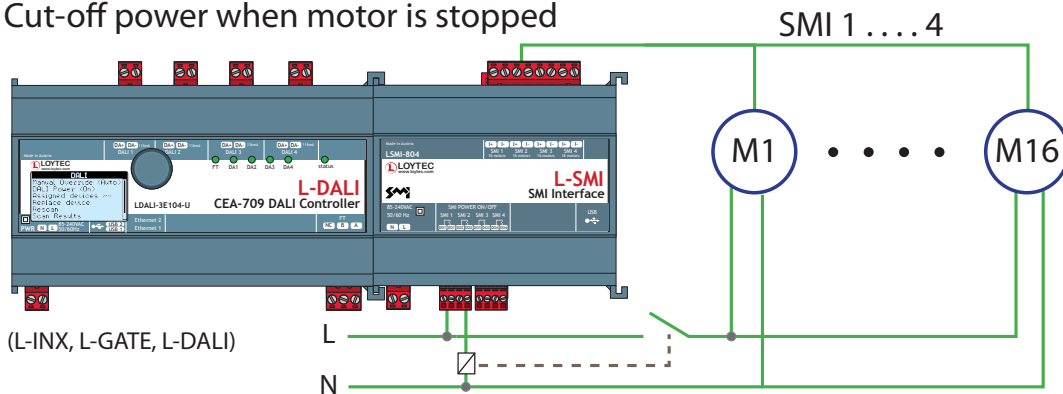
Control up to 16 motors



Control up to 64 motors

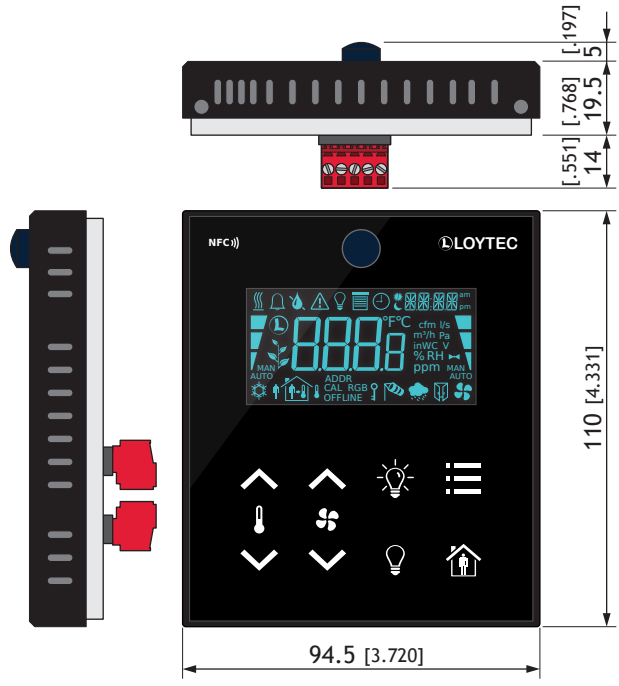


Cut-off power when motor is stopped

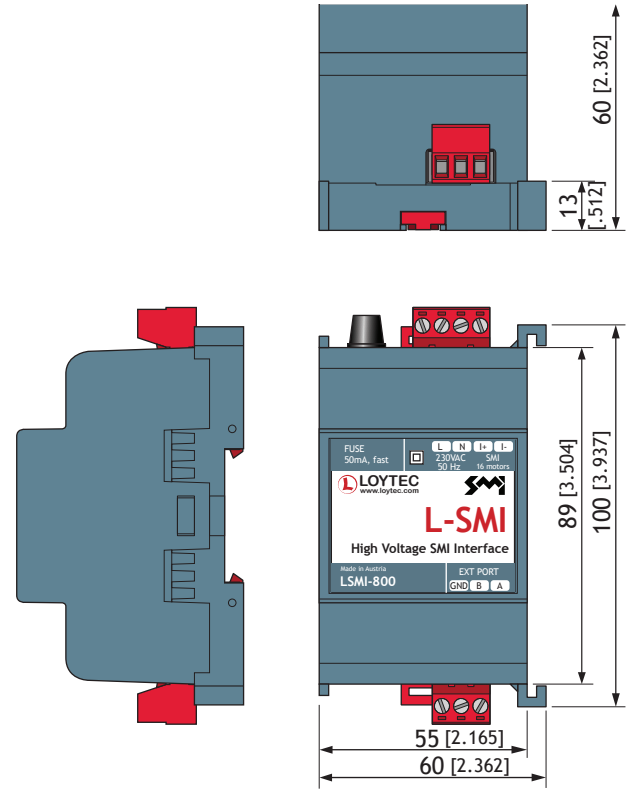


Dimensions of the devices in mm and [inch]

DIM032 LSTAT-800-Gx-Lx
LSTAT-801-Gx-Lx
LSTAT-802-Gx-Lx



DIM033 LSMI-800



DIM034 LSMI-804

