

LDALI-ME20x-U, LDALI-PLCx

BACnet/DALI Controller

Installation instructions

Instructions de montage

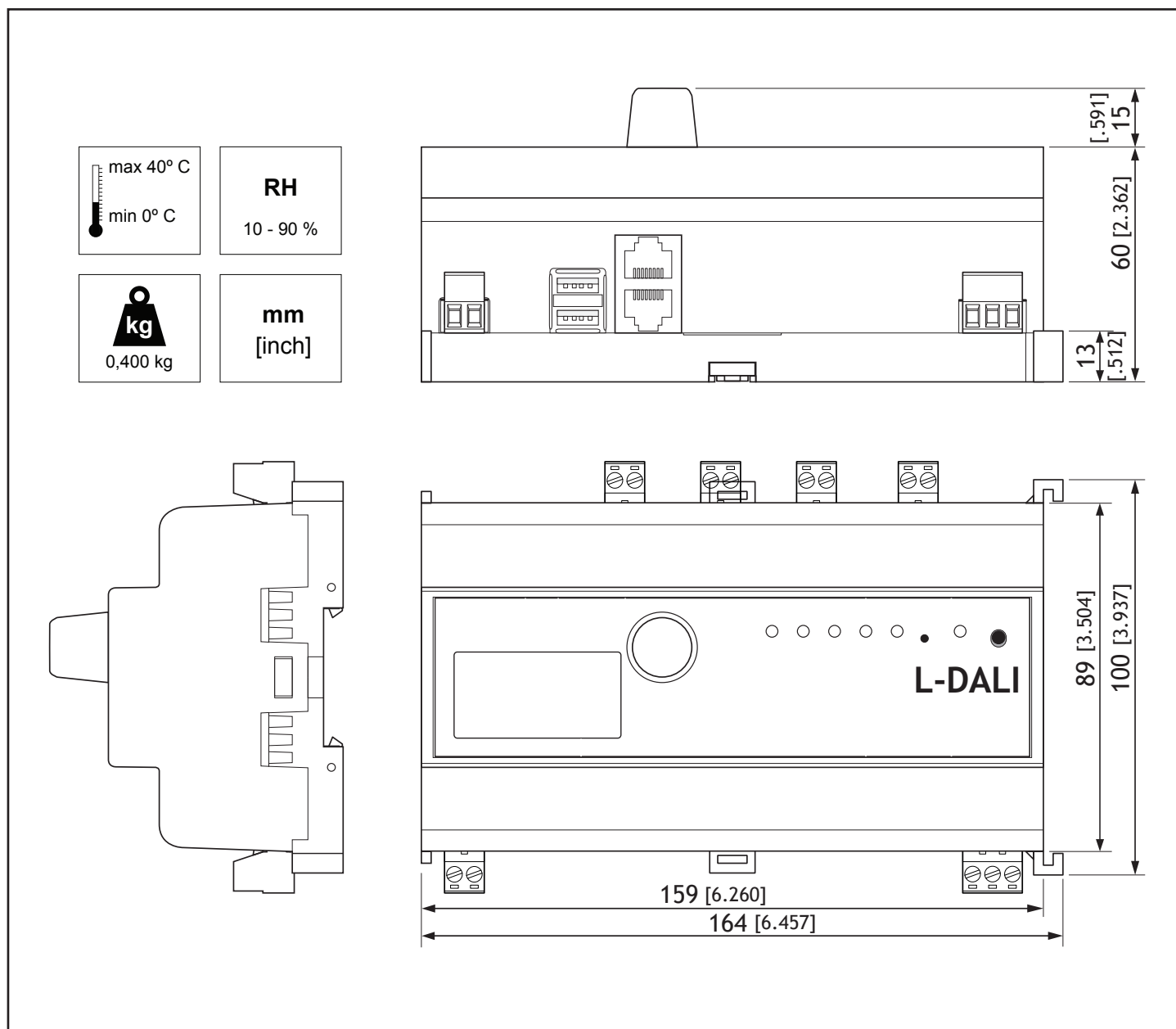
Montageanweisung

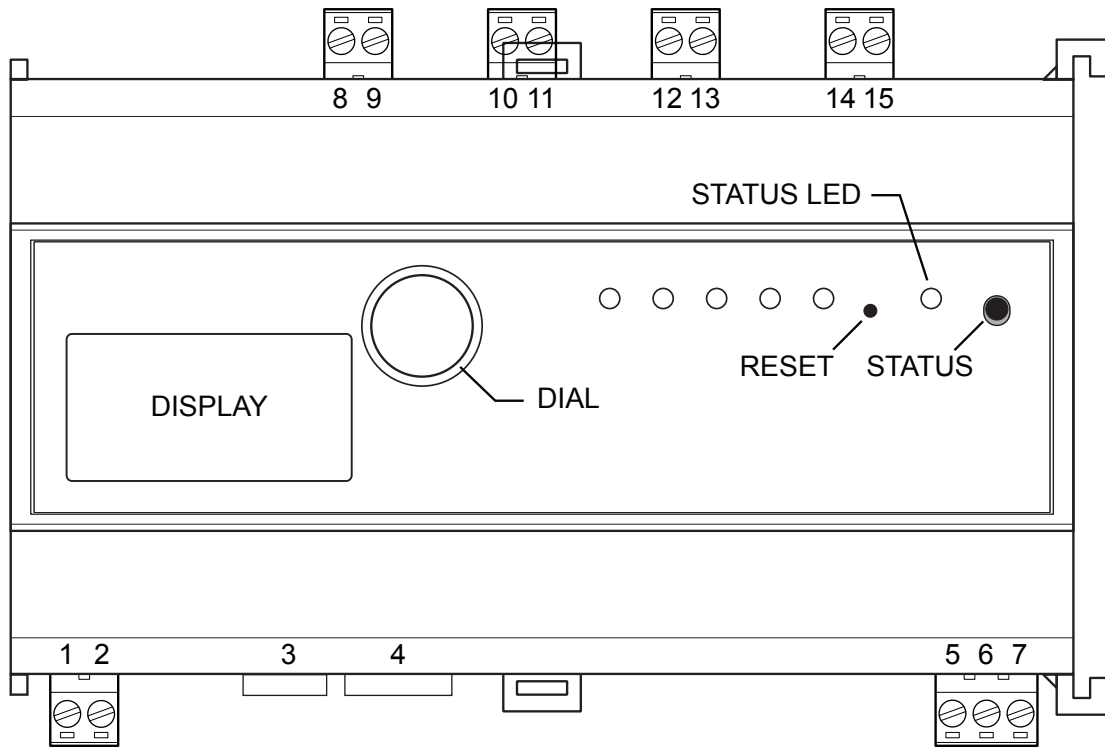
Montagevoorschrift

Istruzioni di montaggio

Instrucciones de montaje

Monteringsanvisning

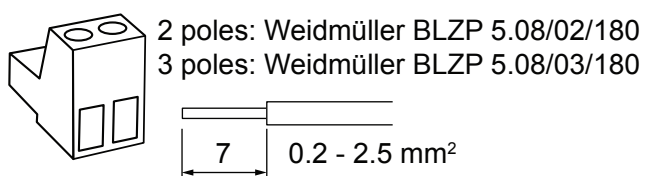




Activate DALI bus power supply on LCD UI.

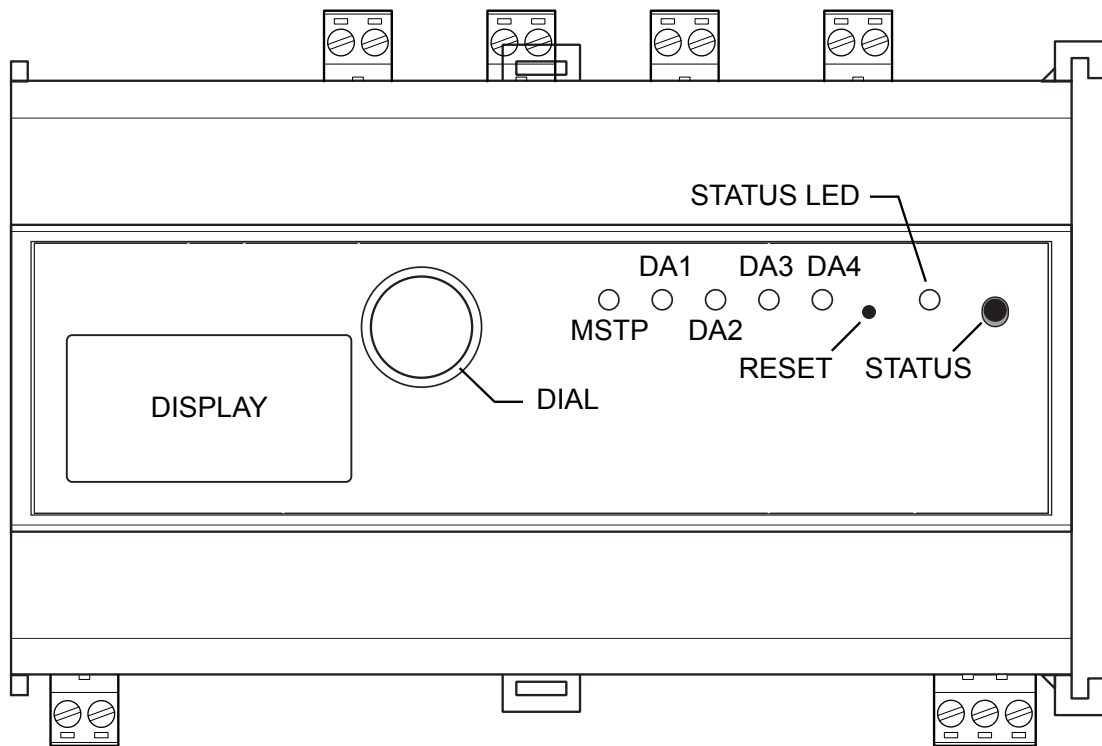
| Connectors | | |
|---|---|-----------------------|
| POWER INPUT 85-240 VAC 50 / 60 Hz | 1 | Input N, neutral line |
| | 2 | Input L, phase line |
| USB-A | 3 | 2 x USB to PC |
| ETHERNET | 4 | 2 x 100Base-T Switch |
| BACnet MS/TP | 5 | Input GND |
| | 6 | Input + |
| | 7 | Input - |

| Connectors | | |
|---------------|----|------------|
| DALI 1 Output | 8 | DALI plus |
| | 9 | DALI minus |
| DALI 2 Output | 10 | DALI plus |
| | 11 | DALI minus |
| DALI 3 Output | 12 | DALI plus |
| | 13 | DALI minus |
| DALI 4 Output | 14 | DALI plus |
| | 15 | DALI minus |



| Buttons | |
|---------|--------------------|
| STATUS | Status Button |
| RESET | Reset Button |
| DIAL | Turn-and-Push Dial |

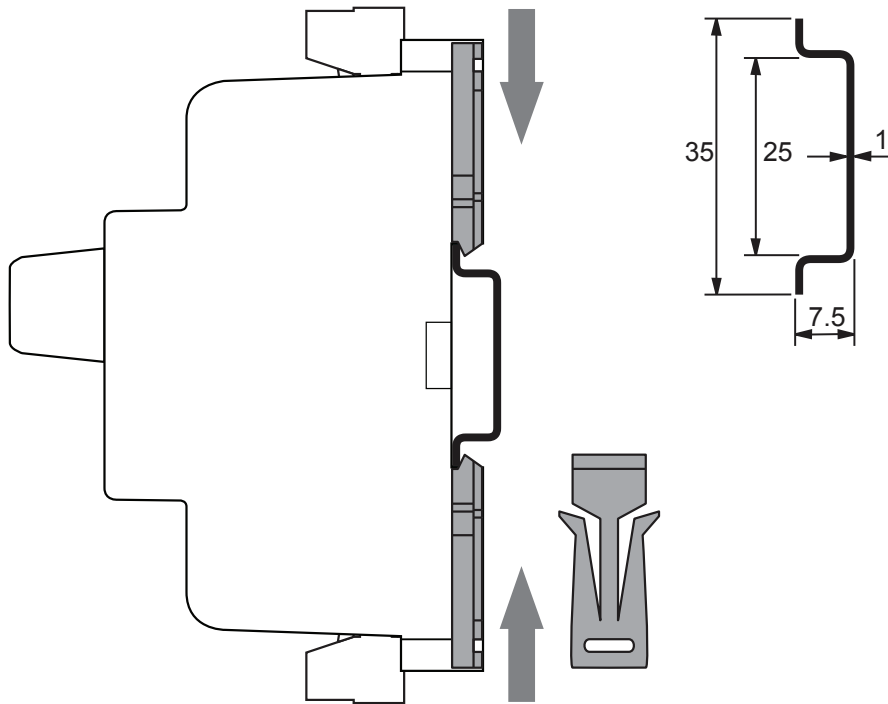
4.5 lb-in/0.5 Nm



| Status LEDs | | |
|-----------------------|---|---|
| STATUS | OFF GREEN ORANGE RED FLASHING | Unconfigured In Operation In Manual / overwrite mode Error Traffic |
| MS/TP | GREEN flashing fast GREEN flashing 1 Hz RED permanent RED flashing fast | Traffic on BACnet port Not commissioned BACnet port damaged BACnet traffic overload |
| DALI DA1 to DA4 | GREEN flashing RED flashing fast RED permanent ORANGE permanent GREEN permanent | Traffic Traffic with errors Bus power failed Override to all off Override to all on |

Please update the firmware of the device first,
see www.loytec.com/support/download

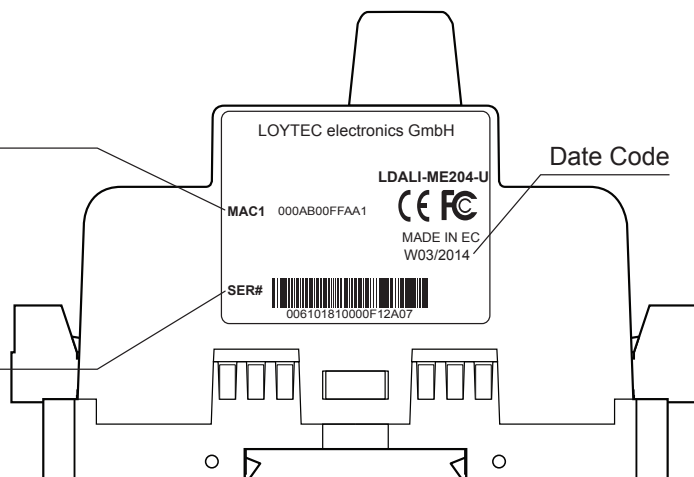
35 mm x 7.5 mm DIN rail (EN 50022, BS 5584, DIN 46277-3)



installation DIN rail 1.0

MAC address of Ethernet port

Serial number of the device



label 1.1

Document 88082401 Web edition
02/2014
Printed in Austria
Data is subject to change

 **LOYTEC**
A Delta Group Company
<http://www.loytec.com>
support@loytec.com