

LIOB-451/551 I/O Module

Installation instructions

Instructions de montage

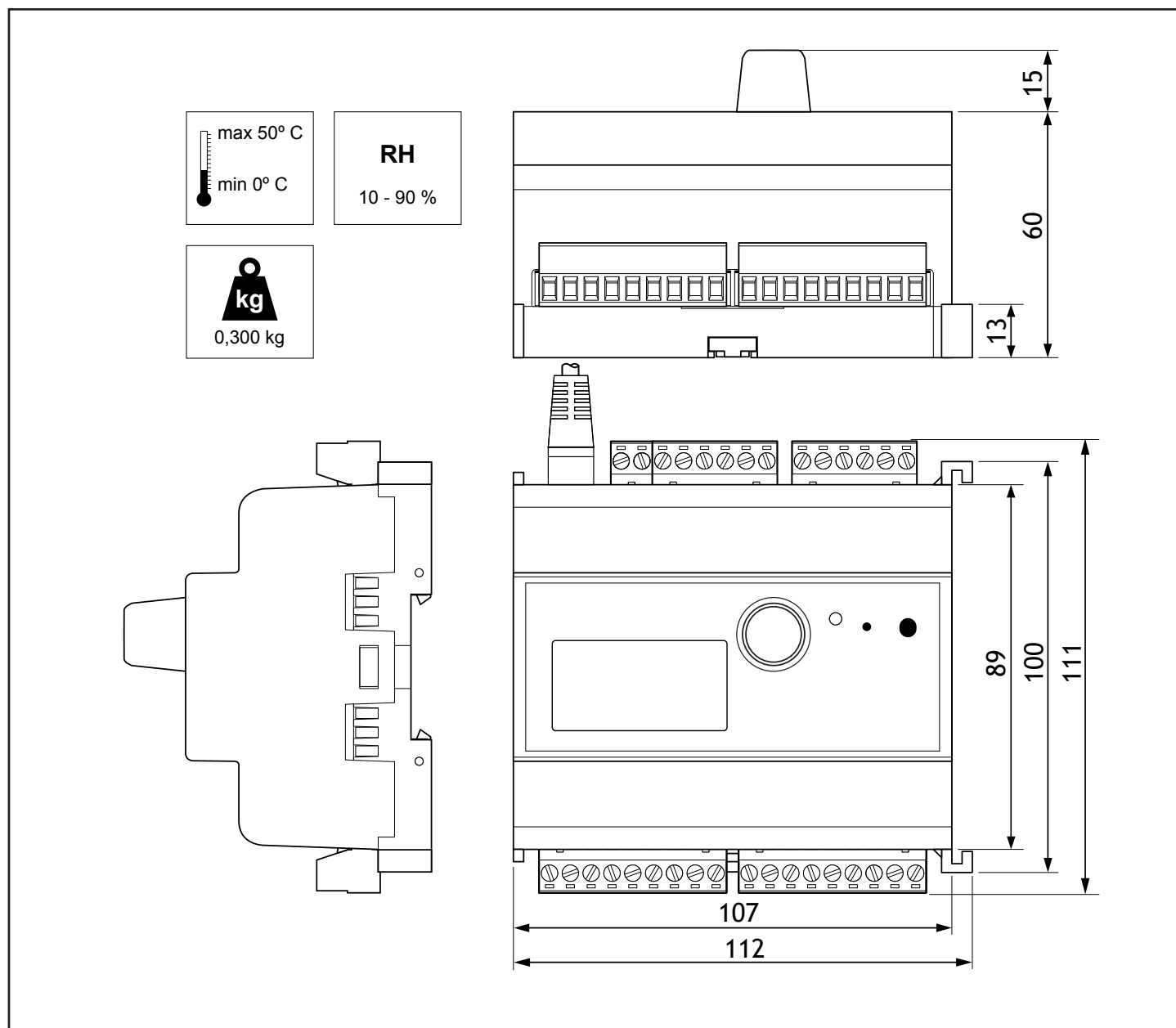
Montageanweisung

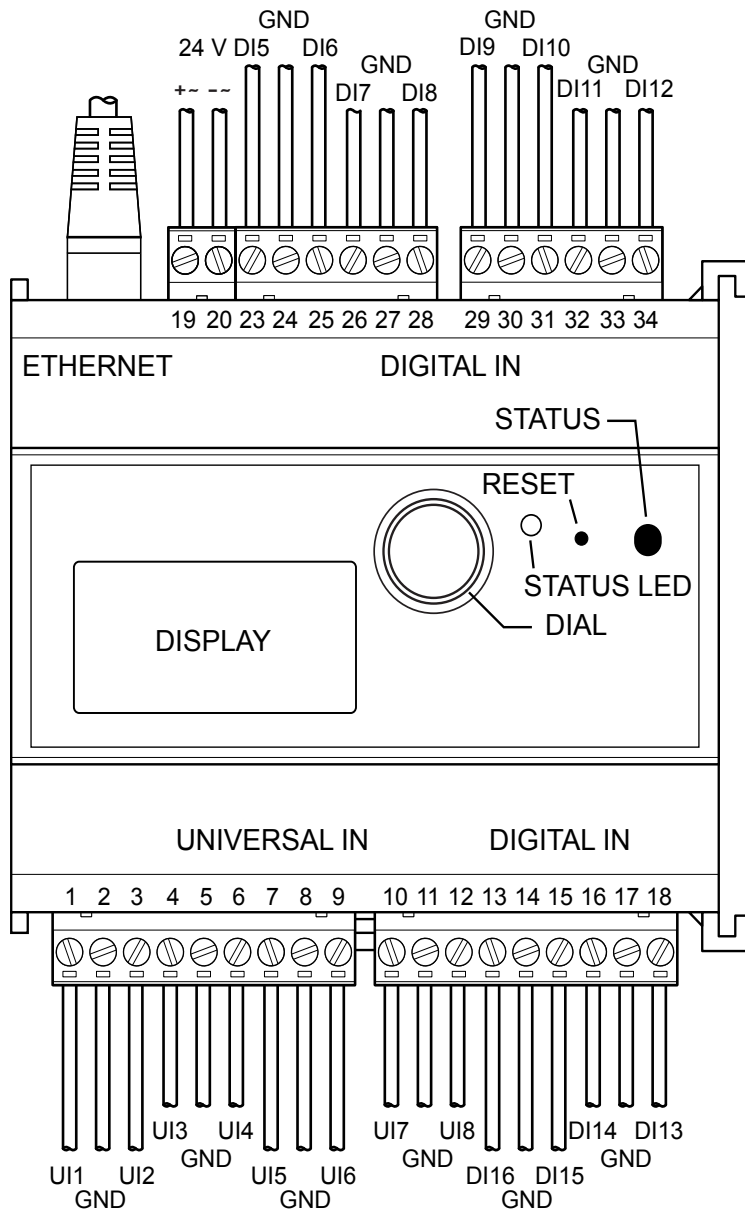
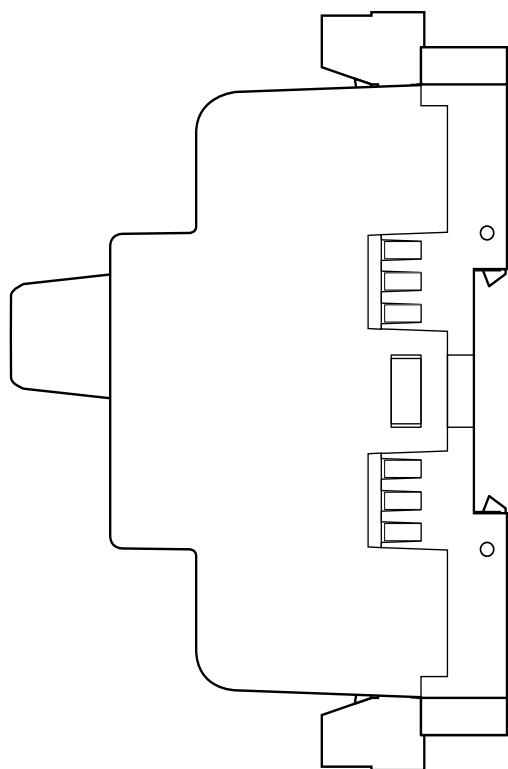
Montagevoorschrift

Istruzioni di montaggio

Instrucciones de montaje

Monteringsanvisning





Buttons	
STATUS	Status Button
RESET	Reset Button
DIAL	Turn-and-Push Dial

Connectors		
UNIVERSAL INPUT	1	Input UI1
	2	Input GND
	3	Input UI2
	4	Input UI3
	5	Input GND
	6	Input UI4
	7	Input UI5
	8	Input GND
	9	Input UI6
	10	Input UI7
	11	Input GND
	12	Input UI8
DIGITAL INPUT	13	Input DI16
	14	Input GND
	15	Input DI15
	16	Input DI14
	17	Input GND
	18	Input DI13

Connectors		
POWER SUPPLY	19	Input 24 V PLUS or AC
	20	Input 24 V MINUS or AC ⚠ Do NOT ground Input 19 (+24 V)
DIGITAL INPUT	23	Input DI5
	24	Input GND
	25	Input DI6
	26	Input DI7
	27	Input GND
	28	Input DI8
	29	Input DI9
	30	Input GND
	31	Input DI10
	32	Input DI11
	33	Input GND
	34	Input DI12

LIOB-451

Status LED – LIOB-IP Mode

OFF	Unconfigured / Offline
GREEN	Normal Operation
ORANGE	Manual Mode
RED	Error
FLICKERING	Traffic
RED FLASHING	Fallback Override

Status LED – LonMark® Mode

OFF	Online
FLICKERING	Traffic
ORANGE	Manual Mode
RED	Error
GREEN FLASHING	Offline
RED FLASHING	Fallback Override

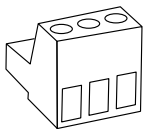
LIOB-551

Status LED – LIOB-IP Mode

OFF	Unconfigured / Offline
GREEN	Normal Operation
ORANGE	Manual Mode
RED	Error
FLICKERING	Traffic
RED FLASHING	Fallback Override

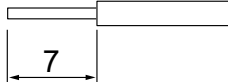
Status LED – BACnet Mode

OFF	No Traffic
FLICKERING GREEN	Traffic
ORANGE	Manual Mode
RED	Error
RED FLASHING	Fallback Override



4.5 lb-in/0.5 Nm

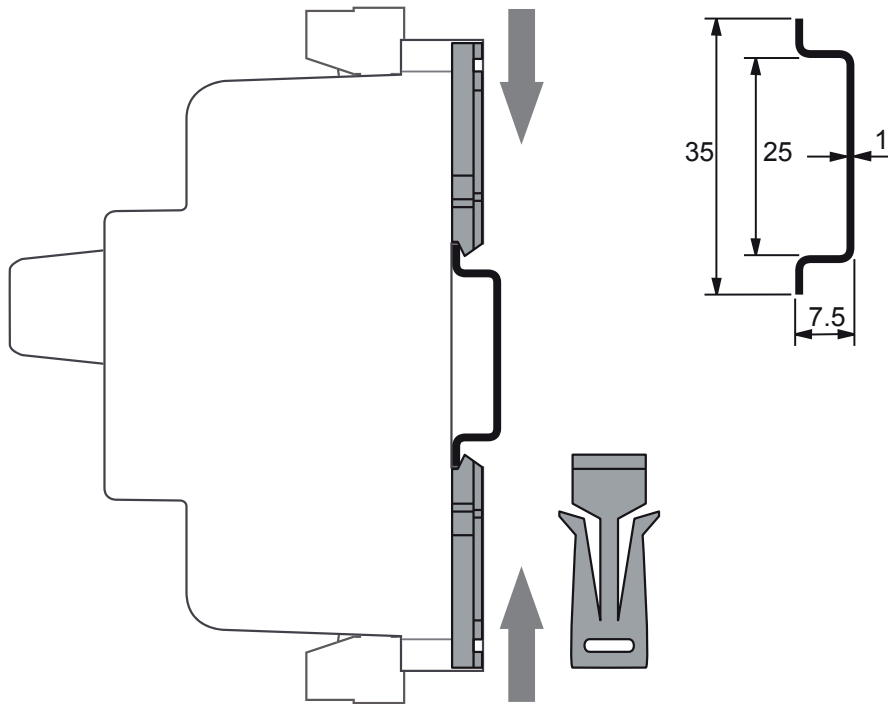
0.2 - 2.5 mm²



2 poles: Weidmüller BLZP 5.08/02/180
6 poles: Weidmüller BLZP 5.08/06/180
9 poles: Weidmüller BLZP 5.08/09/180

Please update the firmware of the device first,
see www.loytec.com

35 mm x 7.5 mm DIN rail (EN 50022, BS 5584, DIN 46277-3)



Node ID

MAC address of Ethernet port

Serial number of the device

